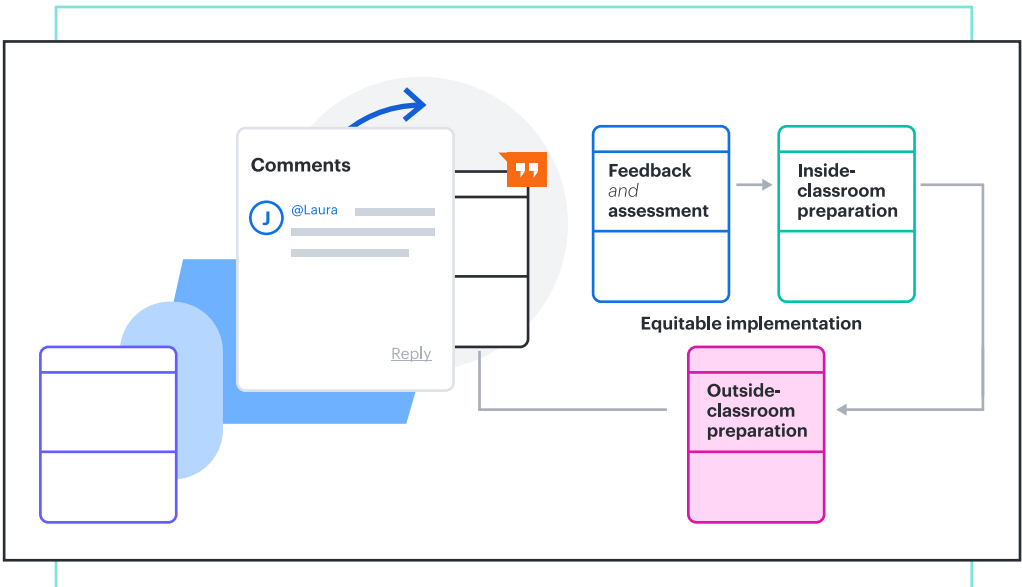


Foster student engagement

Increase your students' participation in and satisfaction with classtime by getting them involved in constructing the learning that's happening.



Equitable Learning

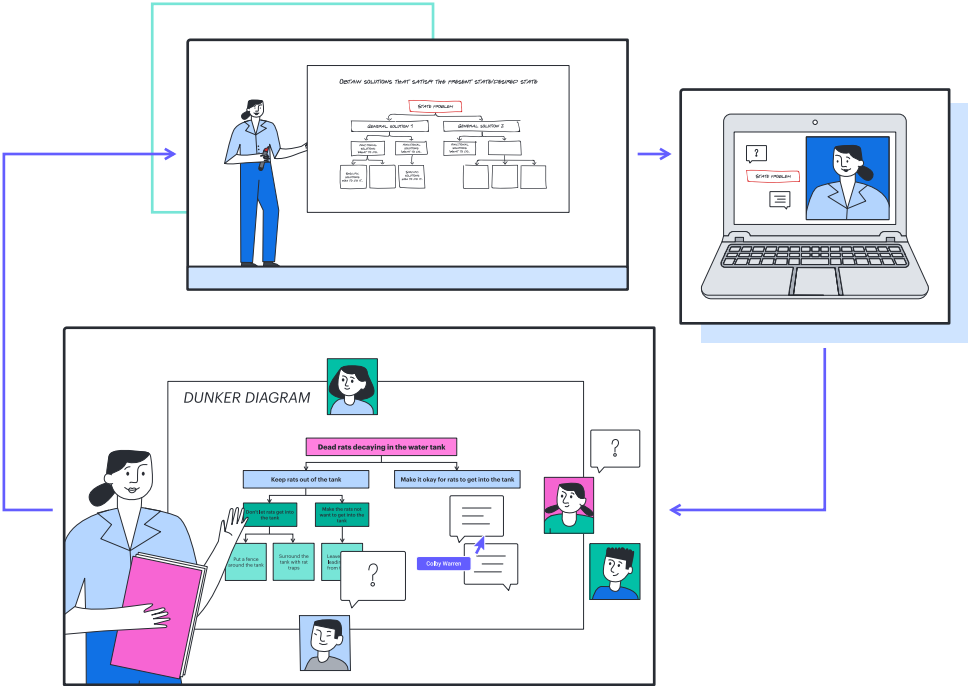
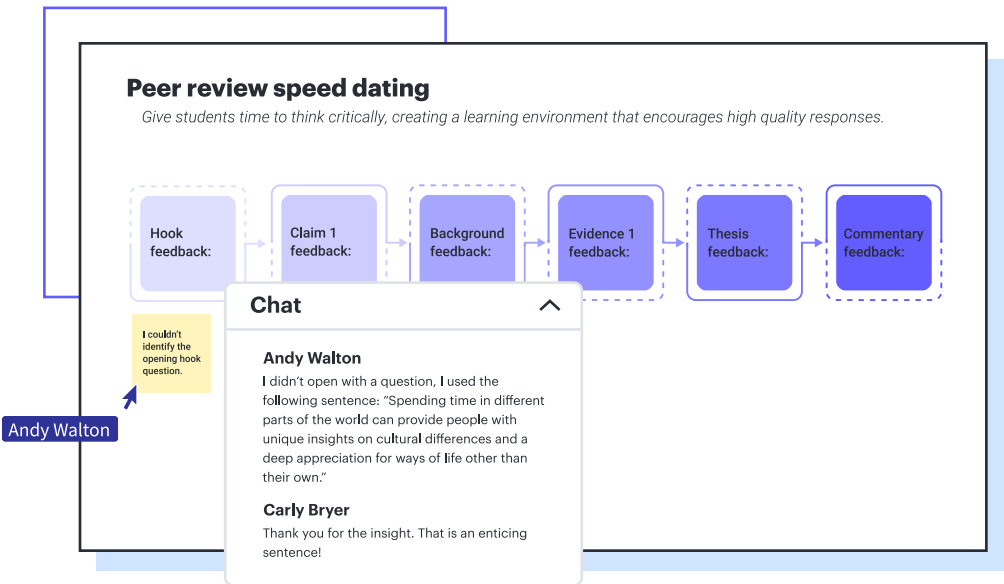
Remove barriers to an equitable learning experience for students regardless of whether they are participating in-class, remotely, or in-person.

Supporting features: Offline mode, Lucid users can create and edit their documents without internet. Collaborate and access documents from anywhere at anytime.

Create opportunities for students to meaningfully engage with content

Enable students to showcase their thinking, share ideas, and brainstorm! Remove the intimidation of getting the answer wrong, while encouraging students to share and learn together.

Supporting features: The collaboration features enables professors and students to chat, add comments, assign tasks, as well as integrate with collaborative platforms already used and loved.



A flexible whiteboard for professors

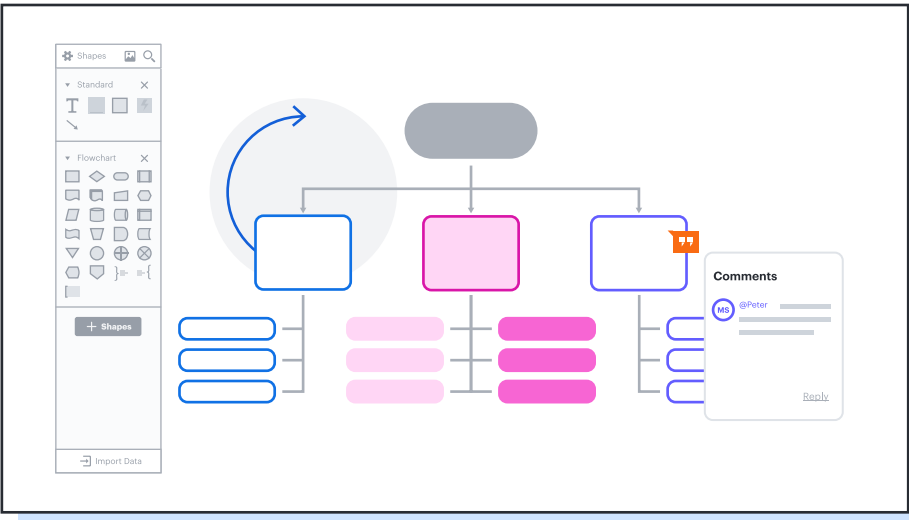
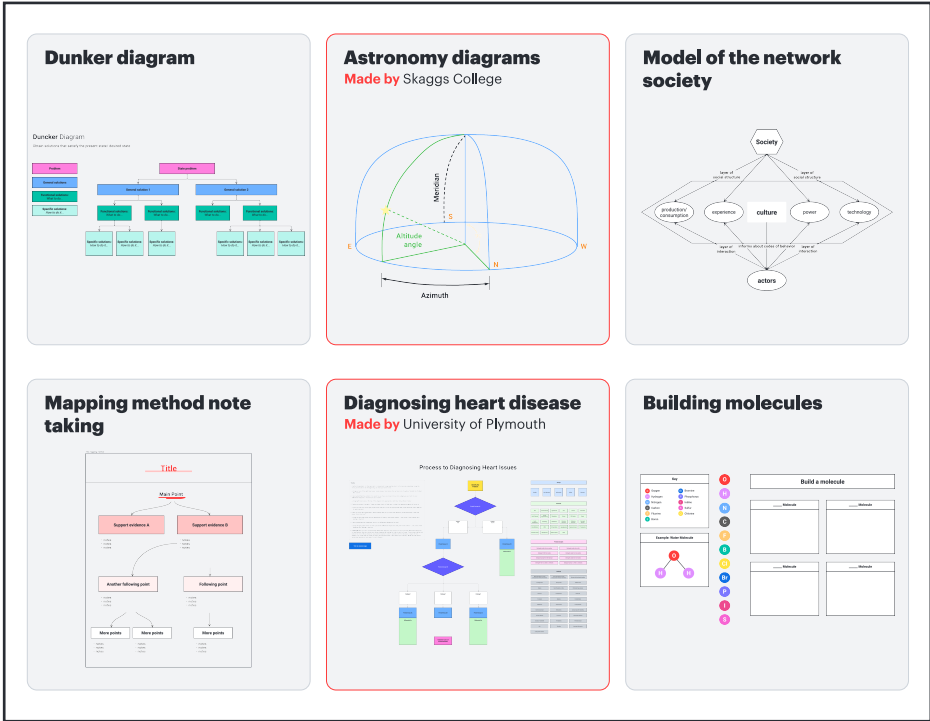
Lucidspark is a digital whiteboard that can be displayed to the whole class, in class or remotely, or shared with individual students. It's an endless canvas but facilitator controls and breakout boards gives professors organizational control.

Supporting features: The digital laser pointer, a pen tool, broadcasting, a timer, voting, and "take the lead" give professors all the tools they need to keep students engaged in a lecture or collaborative work.

Simple and straight forward with broad applicability

Hundreds of ready-to-use editable templates for every courses and subject. Access shape libraries with all the shapes you would need in your content area.

Supporting features:
Lucidspark templates: www.lucidspark.com/templates
Lucidchart templates: www.lucidchart.com/pages/templates
Shape libraries: diagram keys, UML sequence markup, mind maps, tables, work with swim lanes, floor-plan tools.



Gauge interaction, assessment, and activity

Lucidchart enables professors and students take broad, complex theories and distill down into consumable portions while maintaining the key order.

Supporting features: Easily style shapes, create clean diagrams, keyboard shortcuts, expand the canvas, organize diagrams with containers, include links and layers for easy-to-read diagrams, and collaborate without leaving Lucidchart.

Explore Lucidchart's research capabilities and see results achieved by other instutitions

Gather, capture and structure research to better analyze, comprehend and recall infromation gathered with Lucidchart.

Supporting features:
Visit www.lucidchart.com/pages/case-studies for Higher Education case studies. Work visually and collaborate in real-time.

